

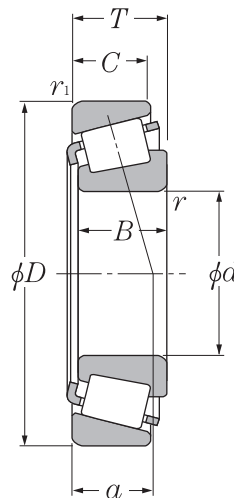
d 15.875~34.925mm

d	Boundary dimensions						Basic load ratings		Limiting speeds		Bearing numbers	Mass kg (approx.)
	D	T	B	C	$r_{s\ min}$	$r_{1s\ min}$	dynamic kN	static kN	grease	oil		
15.875	42.862	14.288	14.287	9.525	0.8	0.8	17.600	18.000	8700	12000	11590/20	0.103
17.462	39.878	13.843	14.605	10.668	1.2	1.2	25.400	26.000	11000	14000	LM11749/10	0.085
19.050	45.237	15.494	16.637	12.065	1.2	1.2	29.400	30.100	9400	13000	LM11949/10	0.124
	49.225	18.034	19.050	14.228	0.6	0.6	38.500	39.000	8500	11000	09067/195	0.179
21.430	45.237	15.494	16.637	12.065	1.3	1.3	27.500	31.000	8000	11000	LM12748/10	0.123
	50.005	17.526	18.288	13.970	1.2	1.2	39.100	40.700	8500	11000	M12649/10	0.177
21.986	45.974	15.494	16.637	12.065	1.2	1.2	30.100	34.600	8900	12000	LM12749/11	0.121
	45.237	15.494	16.637	12.065	1.3	1.3	27.500	31.000	8000	11000	LM12749/10	0.115
22.225	57.150	22.225	22.225	17.462	0.8	1.6	52.600	55.700	7600	10000	1280/20	0.293
25.400	57.150	19.431	19.431	14.732	1.5	1.5	38.000	49.000	7500	10000	M84548/10	0.237
25.987	57.150	17.462	17.462	13.495	3.5	1.5	37.800	42.700	7450	8430	HC15579X/20	0.210
26.988	50.292	14.224	14.732	10.668	3.6	1.2	31.200	37.000	7800	10000	L44649/10	0.122
28.575	57.150	19.845	19.355	15.875	3.6	1.6	48.800	57.100	7000	9300	1988/22	0.227
	68.262	22.225	22.225	17.462	0.8	1.6	51.000	61.100	6000	8000	02474/20	0.408
29.000	50.292	14.224	14.732	10.668	3.6	1.2	28.900	37.200	7600	10000	L45449/10	0.115
30.162	64.292	21.432	21.433	16.670	1.6	1.6	55.200	70.700	6400	8500	M86649/10	0.340
31.750	59.131	15.875	16.764	11.811	1.2	1.2	35.800	43.100	6600	8800	LM67048/10	0.182
	62.000	19.050	19.050	14.288	1.2	1.2	44.600	50.700	6400	8600	15123/245	0.238
33.338	68.262	22.225	22.225	17.462	1.5	0.8	50.900	70.400	6300	7500	M88048/10	0.382
34.925	65.088	18.034	18.288	13.970	1.3	1.2	48.000	58.500	6000	8000	LM48548/10	0.249
	69.012	19.845	19.583	15.875	1.3	1.2	53.900	67.000	5600	7500	14138A/14276	0.330
	72.233	25.400	25.400	19.842	2.4	2.4	66.900	87.400	5700	7600	HM88649/10	0.487

Taper Roller Bearings

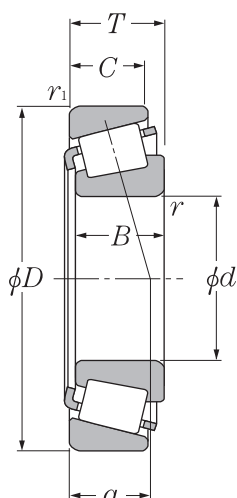


Inch Series



d 34.925~45.242mm

d	Boundary dimensions						Basic load ratings		Limiting speeds		Bearing numbers	Mass kg (approx.)
	D	T	B	C	$r_{s\ min}$	$r_{1s\ min}$	dynamic kN	static kN	min ⁻¹			
	mm						kN		grease	oil		
34.925	73.025	23.813	24.608	19.050	1.6	0.8	72.200	87.300	5600	7400	25877/21 HM89446/10	0.474
	76.200	29.369	28.575	23.020	1.6	1.0	78.100	106.000	4800	6300		0.660
34.988	59.131	15.875	16.764	11.938	3.6	1.2	35.700	48.500	6400	8500	L68149/10 L68149/11	0.168
	59.974	15.875	16.764	11.938	3.6	1.2	35.700	48.500	6400	8500		0.175
38.000	63.000	17.000	17.000	13.500	1.8	1.3	38.500	52.500	5700	7600	JL69349/10	0.198
38.100	65.088	18.034	18.288	13.970	1.9	1.2	42.900	56.500	5800	7800	LM29748/10	0.233
	65.088	18.034	18.288	13.970	2.3	1.3	40.000	57.000	5000	7000	LM29749/10	0.237
	65.088	19.812	18.288	15.748	2.4	1.2	42.900	56.500	5800	7800	LM29749/11	0.251
	76.200	23.775	25.654	19.050	2.0	1.5	730.000	905.000	5100	6800	2788/20	0.499
	88.500	26.988	29.083	22.225	3.5	1.5	95.500	107.000	4600	6100	418/414	0.840
40.988	67.975	17.500	18.000	13.500	2.6	1.5	46.000	62.500	5300	7000	57414/LM300811 LM300849/LM300811	0.239
	67.975	17.500	18.000	13.500	2.6	1.5	46.000	62.500	5300	7000		0.239
41.275	73.025	16.667	17.462	12.700	3.6	1.6	45.900	55.800	5200	6900	18590/20	0.283
	73.431	19.558	19.812	14.732	3.6	0.8	57.800	73.000	5200	7000	LM501349/10	0.334
	76.200	18.009	17.384	14.288	1.6	1.6	51.600	63.300	5200	6900	11162R/300	0.348
	87.312	30.163	30.886	23.812	1.5	1.5	102.000	1.320	4500	6000	3577/3525	0.850
	88.900	30.162	29.370	23.020	3.6	3.2	99.600	125.000	4600	6100	HM803146/10	0.892
42.862	87.312	30.163	30.886	23.812	3.6	3.0	94.000	117.000	4500	5900	3579/3525	0.805
44.450	82.931	23.813	25.400	19.050	3.6	1.6	760.000	980.000	4500	6000	25580/20	0.560
	83.058	23.813	25.400	19.050	3.5	3.3	760.000	980.000	4500	6000	25580/21	0.540
	93.264	30.163	30.302	23.812	3.5	3.3	102.000	134.000	4000	5300	3782/20	0.961
	88.900	30.162	29.370	23.020	3.6	3.2	99.600	125.000	4600	6100	HM803149/10	0.843
	92.075	30.162	29.370	23.020	3.8	3.3	95.200	127.000	4500	6000	HM803149/12	0.850
	95.250	30.958	28.575	22.225	3.6	0.8	99.700	12.000	3700	5100	HM903249/10	0.989
	111.125	38.100	36.957	33.338	3.6	3.2	138.000	172.000	3800	5100	535/532	1.830
45.230	79.985	30.559	20.638	15.080	2.0	1.3	55.100	70.800	4800	6300	17887/31	0.402
45.242	73.431	19.558	19.812	15.748	3.6	0.8	55.600	78.100	5100	6700	LM102949/10 LM603049/11	0.307
	77.788	19.842	19.842	15.080	3.6	0.8	57.100	73.500	4900	6500		0.363



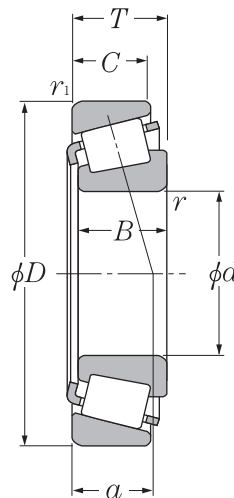
d 45.987~65.088mm

d	Boundary dimensions						Basic load ratings		Limiting speeds		Bearing numbers	Mass kg (approx.)
	D	T	B	C	r _{s min}	r _{1s min}	dynamic kN	static kN	grease min ⁻¹	oil min ⁻¹		
45.987	74.976	18.000	18.000	14.000	2.8	1.0	50.100	71.000	4800	6300	LM503349/10	0.310
45.618	82.931	23.813	25.400	19.050	3.5	0.8	53.900	69.500	4500	6000	25590/20	0.554
46.038	85.000	20.638	21.692	17.462	2.4	1.2	71.800	81.700	4600	6200	359S/354A	0.483
47.625	90.000	20.000	22.225	15.875	3.6	1.2	74.300	87.300	4400	5800	369S/362	0.537
	95.250	30.163	29.370	23.020	3.6	3.2	104.000	140.000	3300	4400	HM804846/10	0.968
50.000	82.000	21.500	21.500	17.000	3.0	0.5	71.700	97.900	4500	6000	JLM104948/10	0.431
	93.264	30.162	30.302	23.812	2.4	0.8	110.000	146.000	4000	4300	50KW01/3720L	0.870
50.800	82.550	21.160	22.225	16.510	3.6	1.2	61.200	84.300	4500	6000	JLM104949/11	0.131
	88.900	20.637	22.225	16.513	3.6	1.2	74.300	87.300	4400	5800	368A/362A	0.494
	92.075	24.607	25.400	19.845	3.6	0.8	84.800	119.000	4200	5600	28580R/21	0.700
	93.264	30.163	30.302	23.812	3.6	3.2	103.000	137.000	4200	5500	3780/20	0.835
52.388	92.075	24.607	25.400	19.845	3.6	0.8	84.800	119.000	4200	5600	28584R/21	0.682
53.975	95.250	27.783	28.575	22.225	2.4	1.0	105.000	137.000	4000	5300	33895/33822	0.820
	111.125	38.100	36.957	33.338	3.6	3.2	138.000	172.000	3800	5100	539/532	1.460
	123.825	36.512	32.791	25.400	2.8	1.2	154.000	188.000	2900	3900	72212/72487	2.030
57.150	96.838	21.000	21.946	15.875	3.6	0.8	80.400	101.000	3900	5200	387A/382A	0.603
	98.425	21.000	21.946	17.826	2.4	0.8	80.400	101.000	3900	5200	387/382	0.652
	104.775	30.162	29.317	24.605	2.4	3.2	109.000	144.000	3700	4900	462/453X	1.060
	104.775	30.162	29.317	24.605	3.6	3.2	109.000	144.000	3700	4900	469/453X	1.050
	112.712	30.163	30.162	23.812	3.2	2.4	142.000	204.000	3200	4300	39581/39520	1.400
63.500	110.000	22.000	21.996	18.824	3.2	2.2	88.000	118.000	3200	4300	395/394A	0.840
	112.712	30.163	30.048	23.812	3.5	3.3	119.000	174.000	3200	4300	3982/20	1.260
	122.238	38.100	38.354	29.718	7.0	3.3	159.000	146.000	3400	4300	HM212047/11	1.930
	130.048	36.512	36.170	28.575	3.5	0.8	146.000	216.000	3000	4000	565/562	0.620
65.088	135.755	53.975	56.007	44.450	3.6	3.2	266.000	357.000	3000	4000	6379/6320	3.710

Taper Roller Bearings



Inch Series



d 66.675~107.950mm

d	Boundary dimensions						Basic load ratings		Limiting speeds		Bearing numbers	Mass kg (approx.)
	D	T	B	C	$r_{s\ min}$	$r_{1s\ min}$	dynamic kN	static kN	grease	oil		
66.675	112.712	30.163	30.048	23.812	3.6	3.3	119.000	174.000	3200	4300	3984/20	1.180
	122.238	38.100	38.354	29.718	3.6	1.6	191.000	249.000	3200	4300	HM212049/10	1.860
	122.348	38.100	38.354	29.718	3.5	3.3	159.000	146.000	3400	4200	HM212049/11	1.850
69.850	117.475	30.162	30.162	23.812	3.6	3.2	118.000	179.000	3200	4200	33275/462	1.270
	120.000	32.545	32.545	26.195	3.6	3.2	150.000	218.000	3100	4200	47487/20	1.480
	120.000	29.794	29.007	24.237	3.6	2.0	118.000	161.000	3200	4200	482/472	1.280
	127.000	36.512	36.170	28.575	3.6	3.2	156.000	226.000	3000	4000	566/563	1.890
70.000	130.000	57.000	56.000	35.000	3.2	2.8	209.000	300.000	2400	3400	534565/528983	2.775
73.025	112.712	25.400	25.400	19.050	3.6	3.2	97.000	155.000	3200	4300	29685/20	0.872
76.200	133.350	33.337	33.338	26.195	3.6	3.3	153.000	235.000	2600	3500	47679/20	1.920
	139.992	36.513	36.098	28.575	3.6	3.2	175.000	262.000	2700	3600	575/572	2.410
82.550	125.412	25.400	25.400	19.845	3.6	1.6	101.000	162.000	2900	3800	27687/20	1.050
	139.992	36.513	36.098	28.575	3.6	3.2	175.000	262.000	2700	3600	580/572	2.190
85.026	150.089	44.450	46.672	36.512	3.6	3.2	264.000	368.000	2500	3400	749/742	3.180
85.725	133.350	30.163	29.769	22.225	3.6	3.2	133.000	198.000	2700	3600	497/492A	1.410
	146.050	41.275	41.275	31.750	3.6	3.2	220.000	320.000	2200	3200	665/653	2.600
88.900	152.400	39.688	36.322	33.338	3.5	3.3	180.000	279.000	2300	3100	593/592	2.780
	161.925	47.625	48.260	38.100	3.6	3.2	273.000	391.000	2400	3200	759/752	4.100
	161.925	53.974	55.100	42.862	2.8	2.2	330.000	510.000	2000	3000	6580/6535	4.800
89.974	146.975	40.000	40.000	32.500	7.1	3.6	206.000	310.000	2500	3300	HM218248/10	2.440
92.075	152.400	39.688	36.322	30.162	6.4	3.3	211.000	315.000	1900	2800	598A/592A	2.670
95.250	152.400	39.688	36.322	30.162	5.2	0.8	183.000	287.000	2400	3300	594A/592A	2.070
	168.275	41.275	41.275	30.162	3.6	3.2	224.000	349.000	2200	3000	683/672	3.680
107.950	158.750	23.020	21.438	15.875	3.6	3.2	104.000	169.000	2200	3000	37425/625	1.380